

# ASSEMBLY INSTRUCTIONS

29.01.03

## Trampolin, Art.-Nr. 20.02.125 + 123

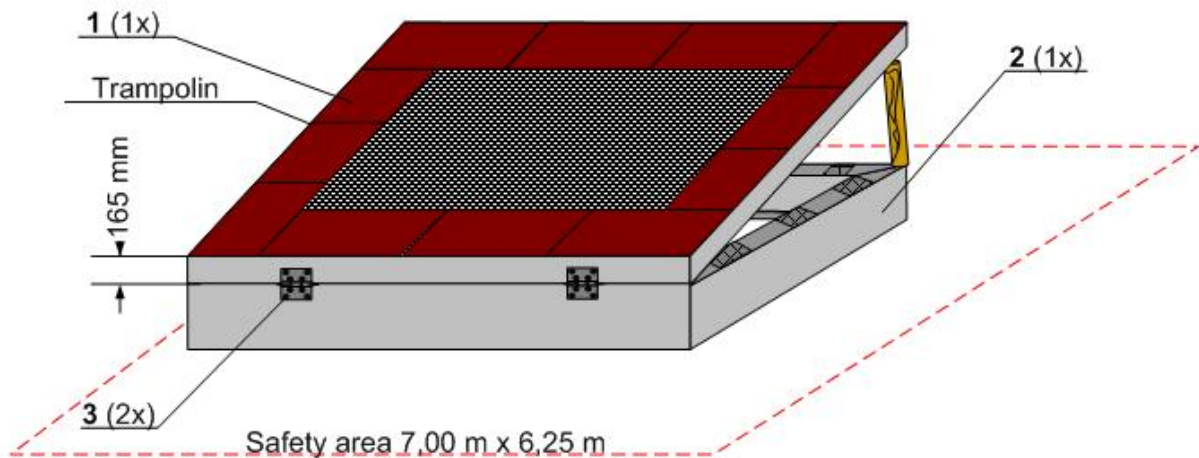
All installations, inspections, maintenance and operations have to accord to the guidelines of the EN1176-7 !

The complete assembling instructions, the maintenance guidelines and the maintenance printout have to be forwarded to the operator !

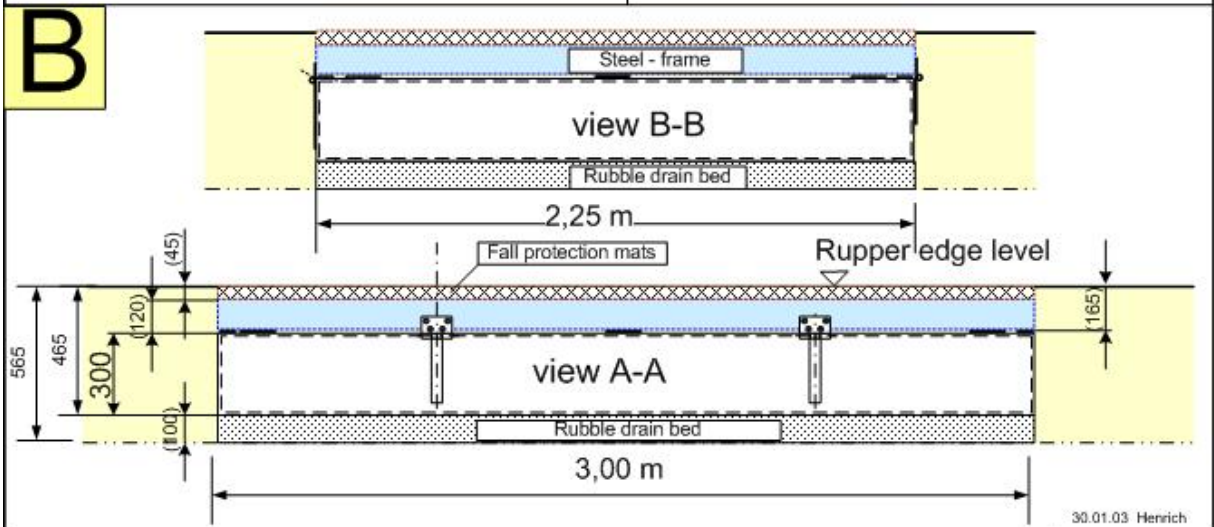
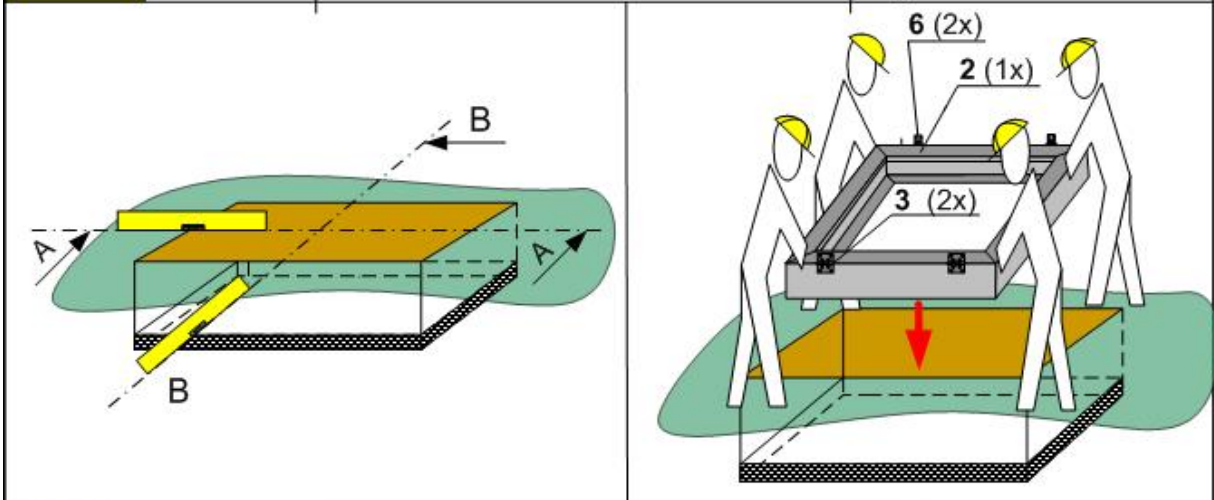
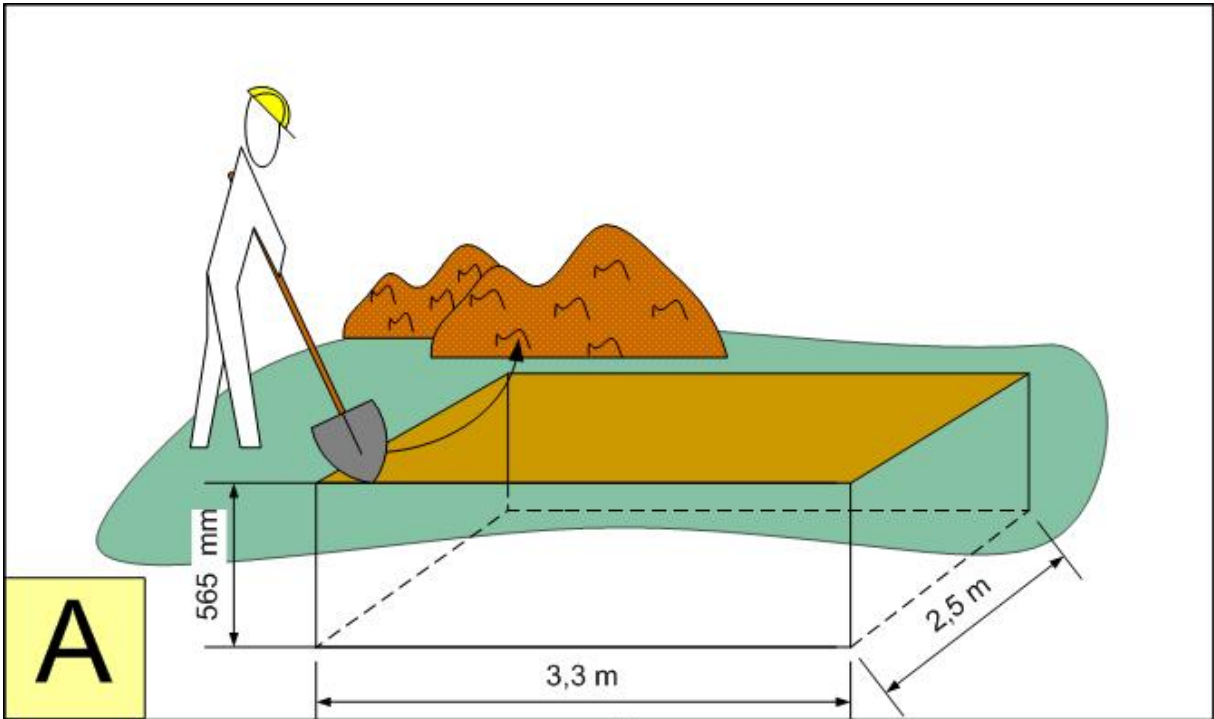


Before the installation, it's necessary to check the completeness of the several item parts and the fixations, according to the item number of the enclosed list of material.

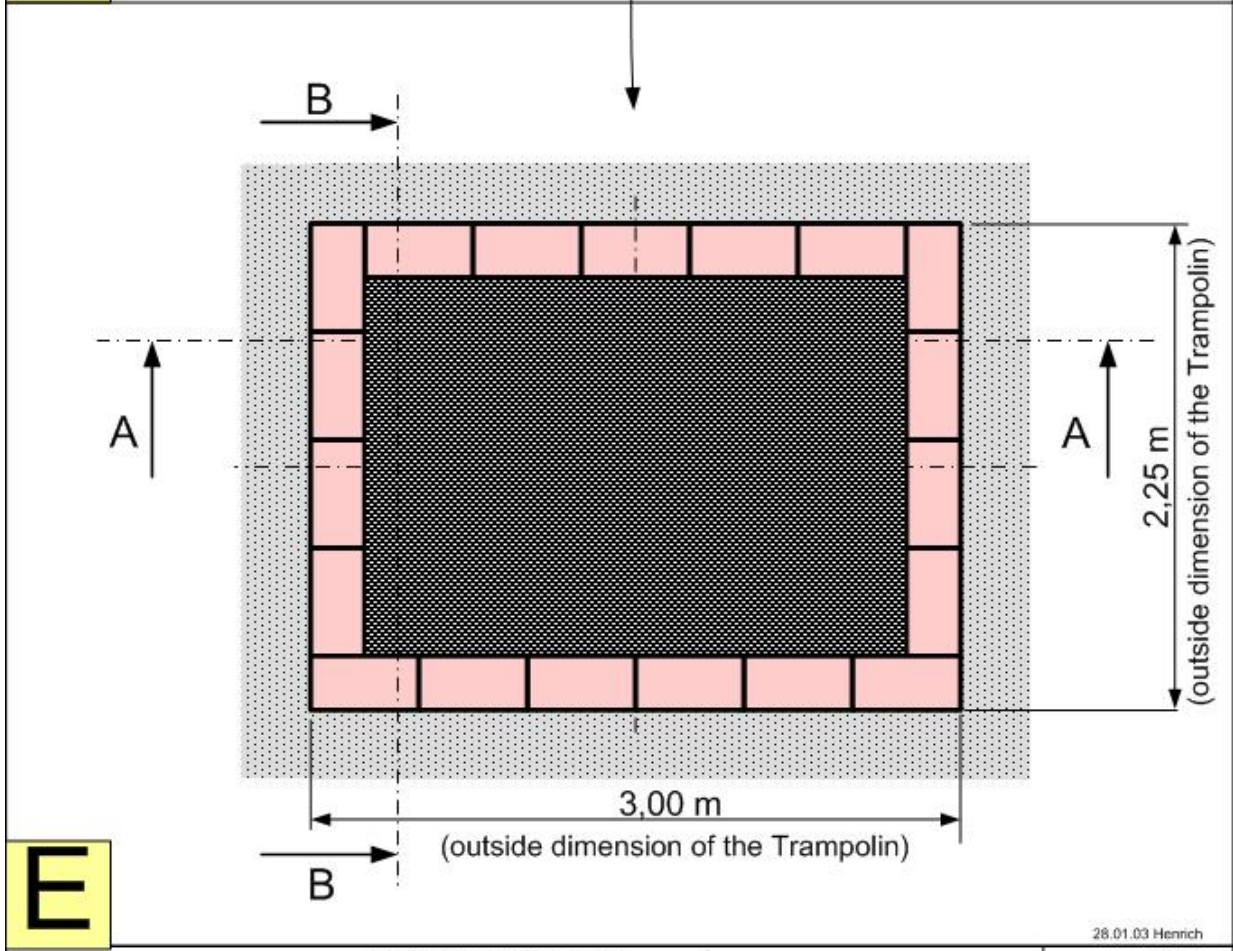
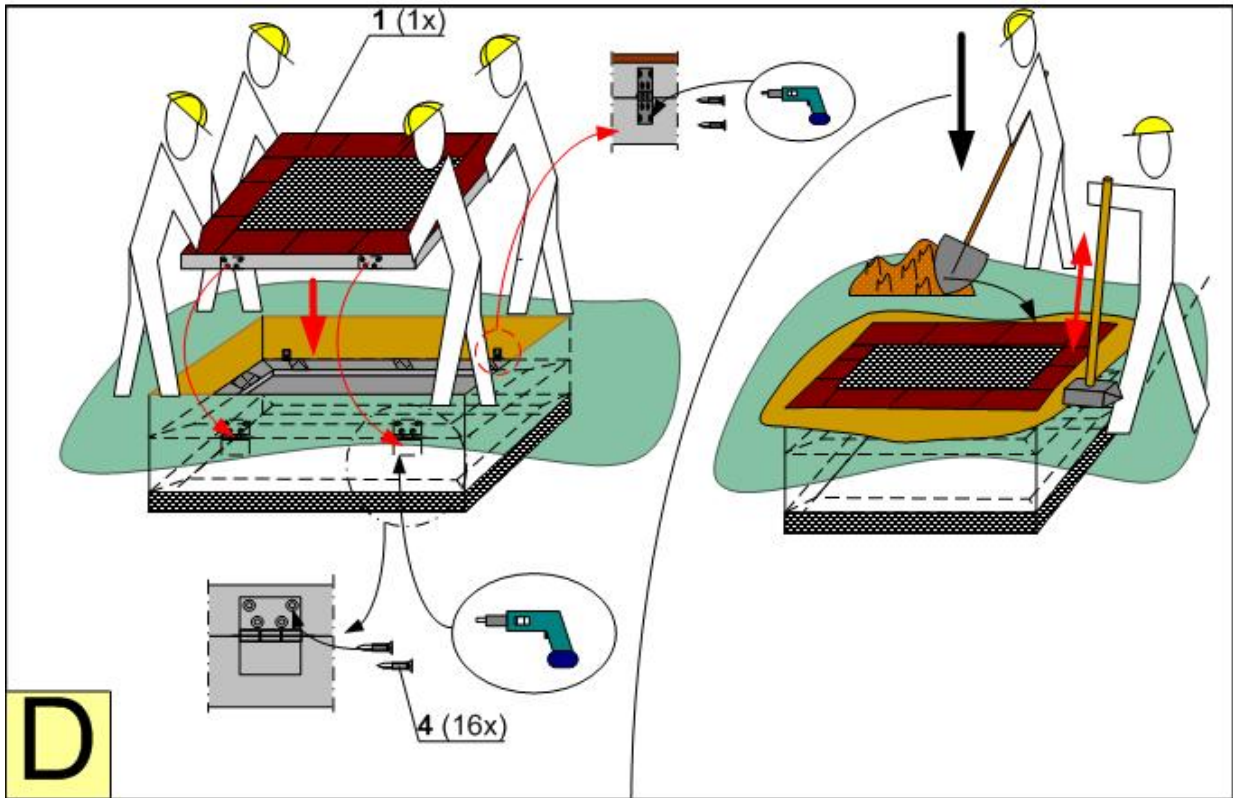
<b>Package contents:</b>	1 Main part 3,00 x 2,25 m accessories fixed directly at the mat	ca. 300 Kg
<b>Required space:</b>	Main part 3,00 x 2,25 m Safety area 7,00 x 6,25 m	
<b>Required level surface:</b>	Sand or something similar in Germany lawn is sufficient	
<b>Required devices:</b>	standard tool, silicon or something similar	



<p>You are not allowed to utilize, not to duplicate or to give or to show a third person this sketch, without our written permission. Nevertheless if you do this, we are in the position to claim you on civil law or criminal law and we obliged you to pay compensation.</p>						<b>Art.-Nr.: 20.02.125 &amp; Art.-Nr.: 20.02.123</b>	
					Datum	Name	Mini Trampolin build in with concrete foundation
	Bearb.	29.01.03	Henrich				
	Gepr.						
a	3,00 x 2,25 m	03.05.06	Henrich	SPOGG Sport-Güter GmbH Schulstraße 39 D-35614 Aßlar-Berghausen Telefon (06443) 811262, Telefax (06443) 811269 email: spogg@hally-gally-spielplatzgeraete.de Internet: www.hally-gally-spielplatzgeraete.de		page 1/7	
Index	Änderung	Datum	Name			BL1T.vsd 29.01.03 Henrich	



30.01.03 Henrich



## Trampolin 20.02.125 + 123

	W = weekly	m = monthly	y = yearly	w	m	1/4y	1/2y
1. proof surface area underneath the item for dangerous objects				<input checked="" type="checkbox"/>	<input type="checkbox"/>	<input type="checkbox"/>	<input type="checkbox"/>
2. proof stableness of standpole, bracing, foundation				<input type="checkbox"/>	<input type="checkbox"/>	<input type="checkbox"/>	<input checked="" type="checkbox"/>
3. proof wastage and tightness of fixations. Retighten or replace damaged items if necessary				<input type="checkbox"/>	<input checked="" type="checkbox"/>	<input type="checkbox"/>	<input type="checkbox"/>
4. proof moving parts (joints, springs, etc.) for wastage and function - replace if necessary. Greasing of joints is not necessary - only maintenance-free ball-bearings are used.				<input type="checkbox"/>	<input checked="" type="checkbox"/>	<input type="checkbox"/>	<input type="checkbox"/>
5. proof all added items (chains, ropes, nets, etc.) for wastage or damage - replace if necessary				<input type="checkbox"/>	<input checked="" type="checkbox"/>	<input type="checkbox"/>	<input type="checkbox"/>
6. proof all rubber items, sleeves, etc. for wastage and damage - replace if necessary.				<input type="checkbox"/>	<input checked="" type="checkbox"/>	<input type="checkbox"/>	<input type="checkbox"/>
7. proof surface of wooden parts for wastage and damage - replace if necessary				<input type="checkbox"/>	<input type="checkbox"/>	<input type="checkbox"/>	<input type="checkbox"/>
8. proof surface of plastic and metal parts (slides etc.) for wastage and damage - replace if necessary				<input type="checkbox"/>	<input checked="" type="checkbox"/>	<input type="checkbox"/>	<input type="checkbox"/>

**We recommend to carry out the checkup and maintenance operation according to our guidelines, because high strain, atmospheric influence or vandalism can cause the loss of safety and function.**

**In case of a damage, which affects the safety, the playground item has to be blocked or disassembled and repaired immediately.**

**Damage, which affects the function, can cause the loss of safety, decrease the fun for playing and excite to vandalism. In this case the item has also to be repaired immediately.**

**Any kind of repair and maintenance has to be done by a competent person.**

**General remarks:**

**a regularly checked playground item couldn't be dangerous, because it can not be damaged like a unchecked item.**

**But the requirement is the replacement of the damaged parts from the checked playground item.**

Tag der Besichtigung	Sachverständiger	Gerät ist			Mängel	Mängel behoben durch	Datum
		In Ordnung	Bespielbar	Gesperrt			

**Tips for maintenance**

We would like to point, if the playground item is high strained, you have to keep more attention to the check-up and the maintenance.

In case of repairs, incompletely installation or maintenance operations, the playground item has to be blocked.

Please contact your dealer, if you have got some assembling problems or other questions.

for cleaning the insite space, lift up  
the lid !

